


# SUMMER FUN PACKET



Enclosed is a "summer fun" package to keep your skills sharp and ready for kindergarten. You will find in this package...

### **Math activities**

- Writing numbers
- Filling in the missing number
- Ordering numbers 1-10 and 11-20 (cut puzzles and have your child put in order)
- Identifying numbers (call out numbers and have your child cross them off the palm tree)
- 1:1 correspondence (have your child count the items and mark the correct answer)
- COUNT, COUNT, COUNT

### **Alphabet activities**

- Identifying letters (call out letters and have your child cross them off the palm tree)
- Upper case/lower case alphabet match (cut out both sets of cards and allow your child to match lower case letters with upper case letters)

### **Handwriting activities**









- Shell Count and Color
- Name writing practice (reminder: only the first letter in their name should be upper case)








### **Misc. activities**







- Color the Correct Answer
- Summer Matching
- Puzzles (cut out and allow your child to put back together)










### **Reading activities**










- Go to the library and check out some of the books we read during our author study. As a reminder, here are the amazing authors we covered this year: Bill Martin Jr., Lois Ehlert, Jan Brett, Laura Numeroff, Eric Carle and Leo Lionni.
























1

# Shell Count & Color



Created by Cassie @ 3Dinosaurs.com

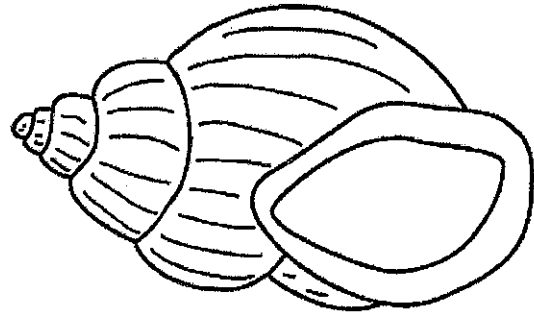
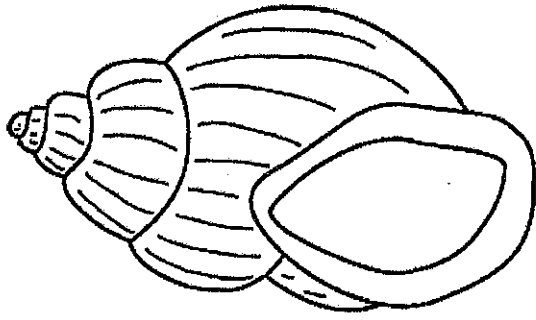
2



I see one shell.

The shell is yellow.

Created by Cassie @ 3Dinosaurs.com




I see two shells.

The shells are red.

---

Created by Cassie @ 3Dinosaurs.com




I see three shells.

The shells are pink.

Created by Cassie @ 3Dinosaurs.com

5




I see four shells.

The shells are green.

Created by Cassie @ 3Dinosaurs.com

---

6

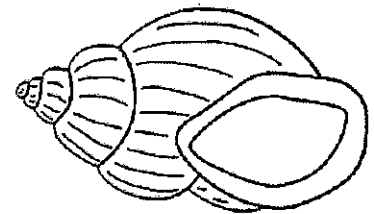
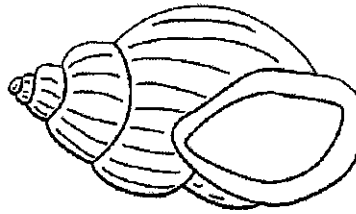
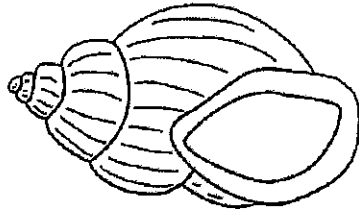
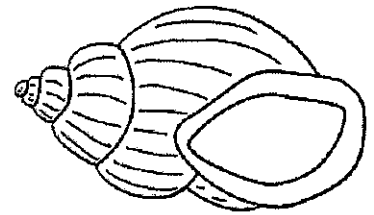
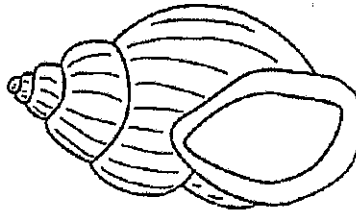
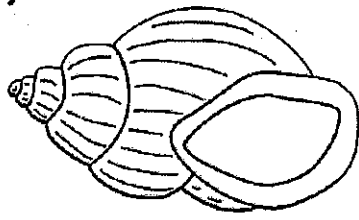


I see five shells.

The shells are blue.

Created by Cassie @ 3Dinosaurs.com

7




I see six shells.

The shells are purple.

Created by Cassie @ 3Dinosaurs.com

8




I see seven shells.

The shells are black.

Created by Cassie @ 3Dinosaurs.com

9




I see eight shells.

The shells are gray.

Created by Cassie @ 3Dinosaurs.com

10

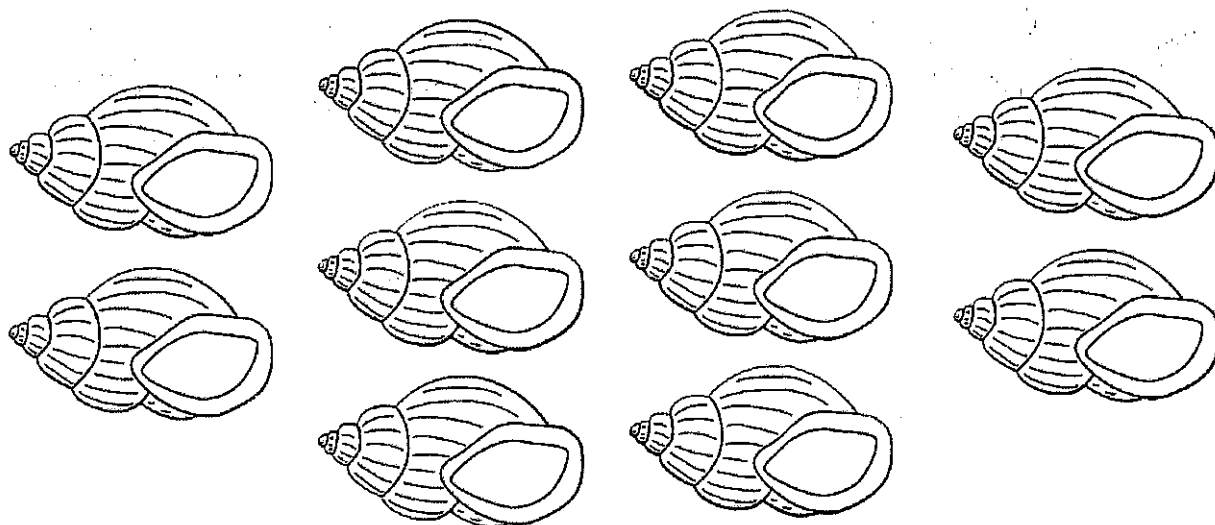


I see nine shells.

The shells are brown.

Created by Cassie @ 3Dinosaurs.com

11




I see ten shells.

The shells are orange.

Created by Cassie @ 3Dinosaurs.com

---

12

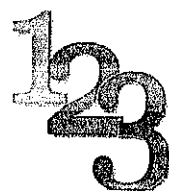


I see eleven shells.

The shells are rainbow.

Created by Cassie @ 3Dinosaurs.com

# Writing Numbers



1

2

3

4

5

6

7

8

9

10

11

12

13

14

15

# Fill in the Numbers

1		3	4	5
	7	8		10
11		13		15



# Fill in the Numbers



1

2

4

6

8

9


12

13

14

# Dot the Numbers 1 to 20

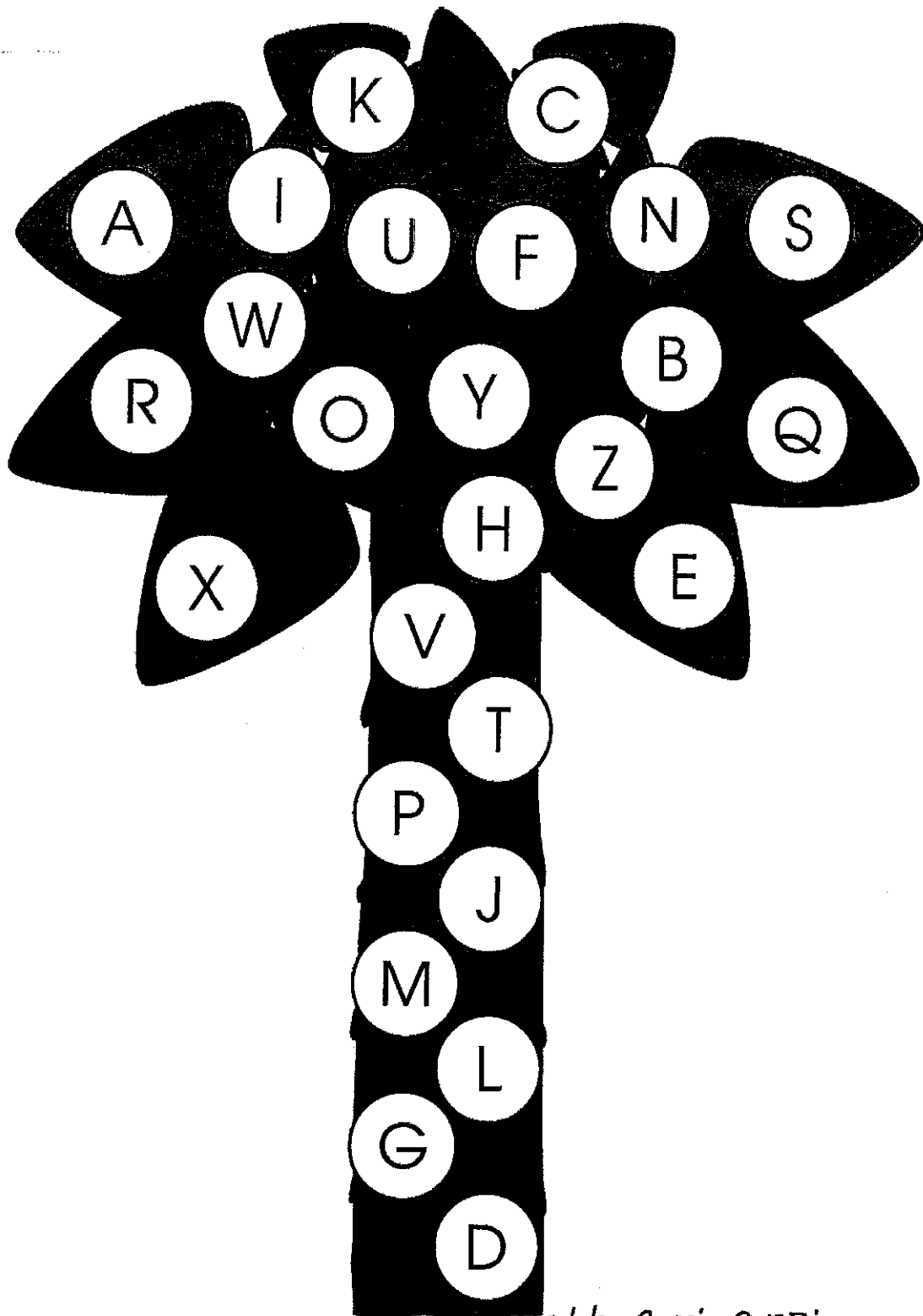
Cover all the numbers on the Palm Tree.



Created by Cassie @ 3Dinosaurs.com

# Dot the ABCs

Cover all the ABCs on the Palm Tree.




Created by Cassie @ 3Dinosaurs.com

# 9 Piece Puzzle







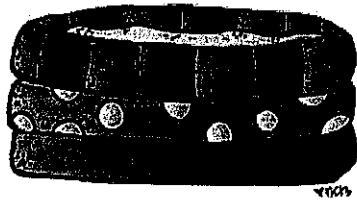
For younger children copy this page twice and use one as a template to help them finish the puzzle.

# 9 Piece Puzzle

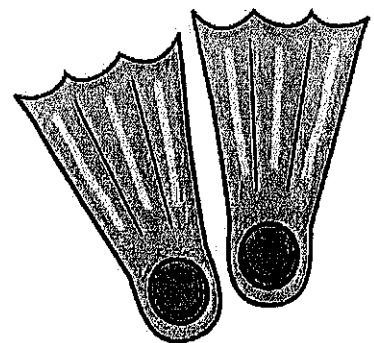

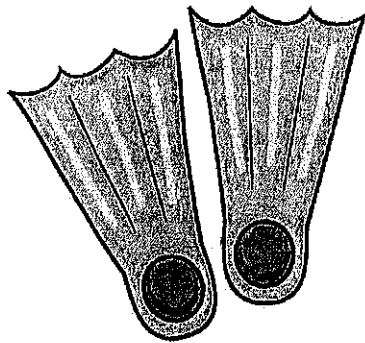
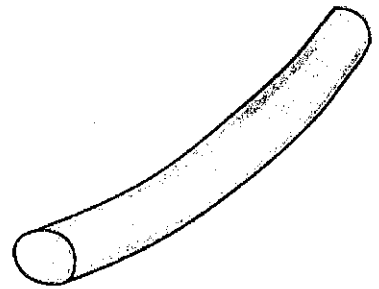


For younger children copy this page twice and use one as a template to help them finish the puzzle.





# Summer Matching



# Summer Matching








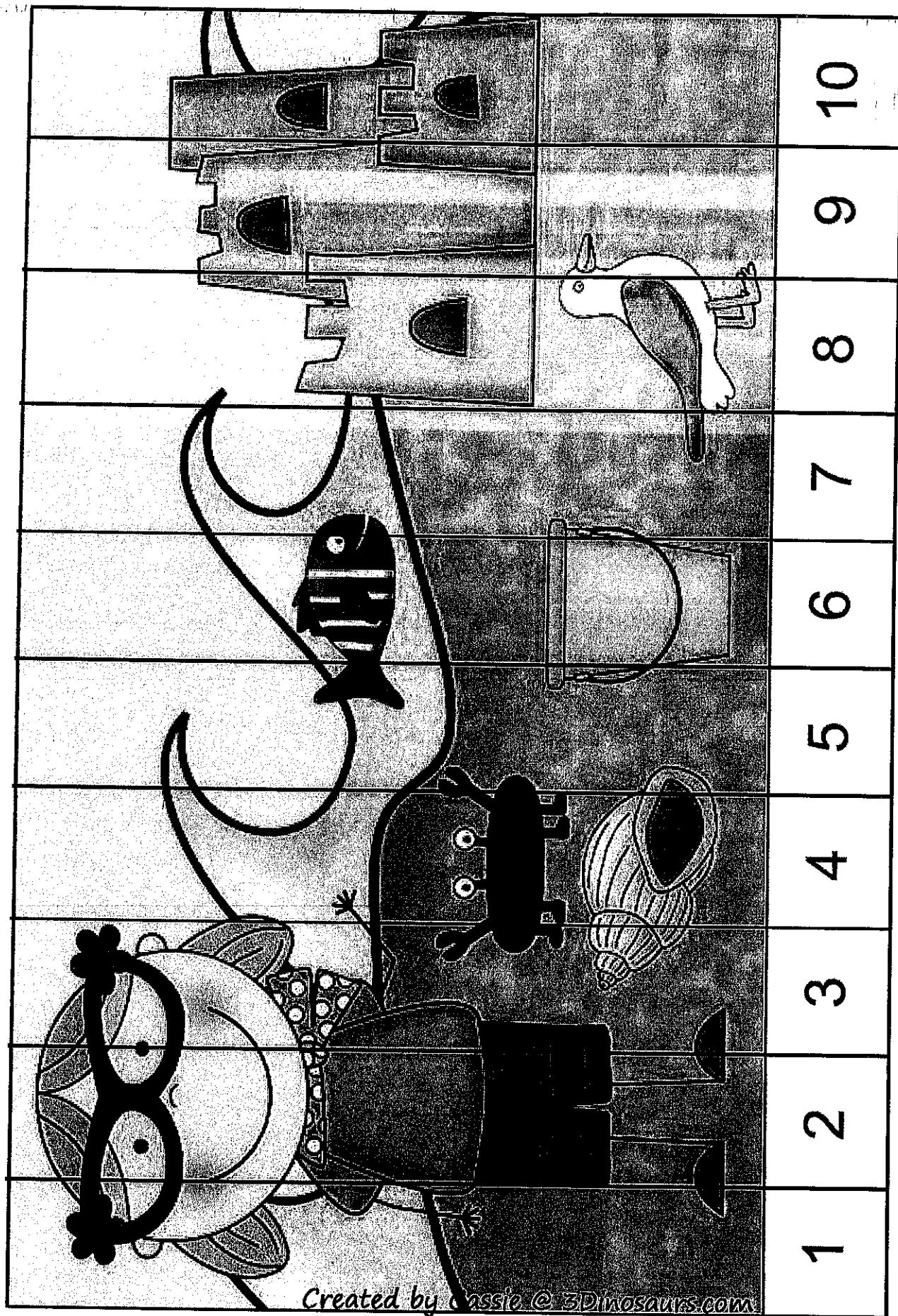
# Summer Matching








# Summer Matching





Created by Cassie @ 3Dmosaics.com

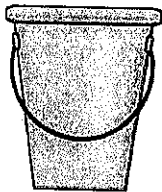
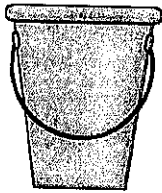





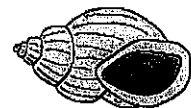
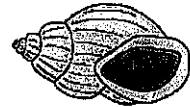
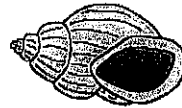
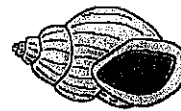
3	4	5
---	---	---




6	7	5
---	---	---



6	7	8
---	---	---





8	7	9
---	---	---




0	2	1
---	---	---

3	2	1
---	---	---




3	4	2
---	---	---


4	3	5
---	---	---



7	8	9
---	---	---




8	10	9
---	----	---




9	11	10
---	----	----


## Count and Clip cards



Print, laminate and use clothes pins or dry erase markers to mark the correct answer.



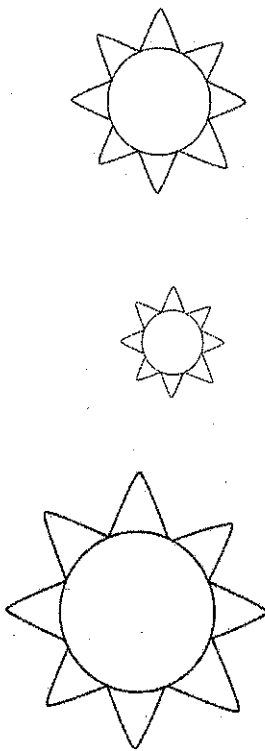
# Color the Correct Answer



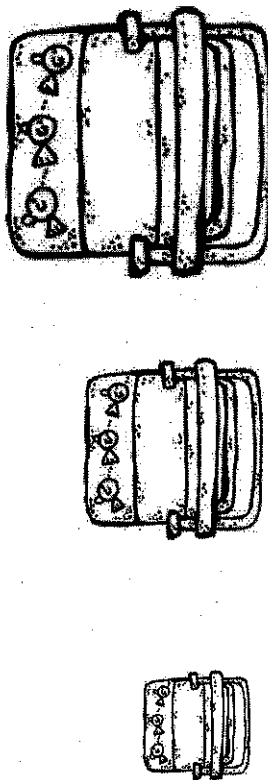
Color the small bubble gray.



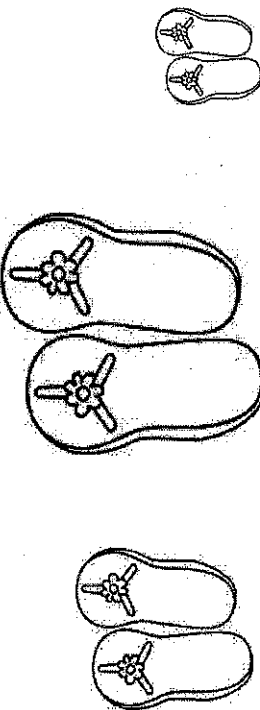
Color the medium sun yellow.



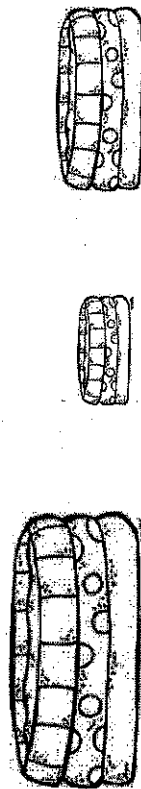
Color the large chair orange.



Color the large sandals green.



Color the medium pool blue.



Color the small towels red.

